

# From Insights to Impact: Addressing Screening Barriers for Diverse Populations

azara2026

USER CONFERENCE APRIL 13-15 | BOSTON, MA



# Today's Speaker

15



**Krystol Arthur**  
Health IT Manager  
Rocking Horse Community Health Center



# Today's Agenda

15



**Rocking Horse CHC:**  
Who are we?



**Identifying Screening Disparities**



**Root Causes & Barriers**



**Intervention & Results**



**Next Steps**

# Rocking Horse CHC: Who are we?



# Rocking Horse Community Health Center

15

Whether you are in need of a pediatrician, an internal medicine physician, a family practice physician, a certified nurse practitioner, a general dentist, a doctor of chiropractic, a psychiatrist, a therapist, or a pharmacist, we have the best!

Rocking Horse Community Health Center is proud to employ highly qualified, expertly skilled, and deeply compassionate providers.



5 locations across central Ohio, with 2 mobile units



# Services Offered



Primary Care

Chiropractic

OB/GYN

Neurology

Vision

Dental

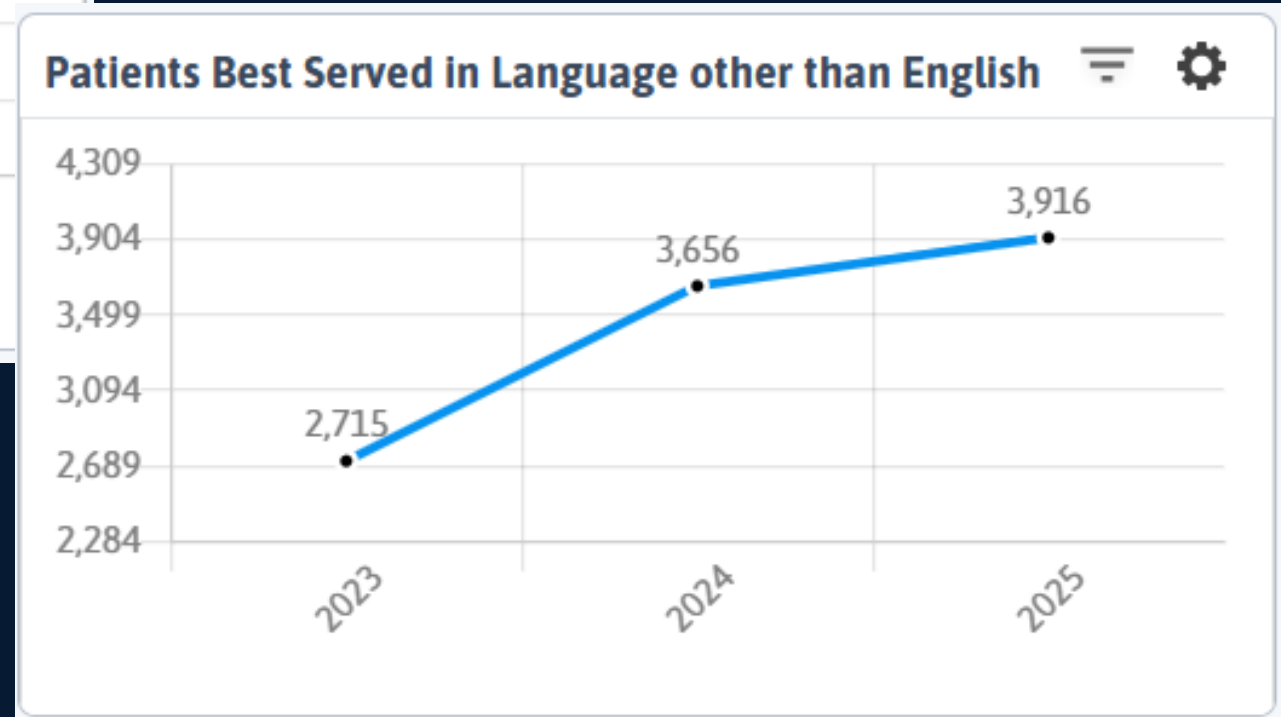
Therapy/Psych

SUD

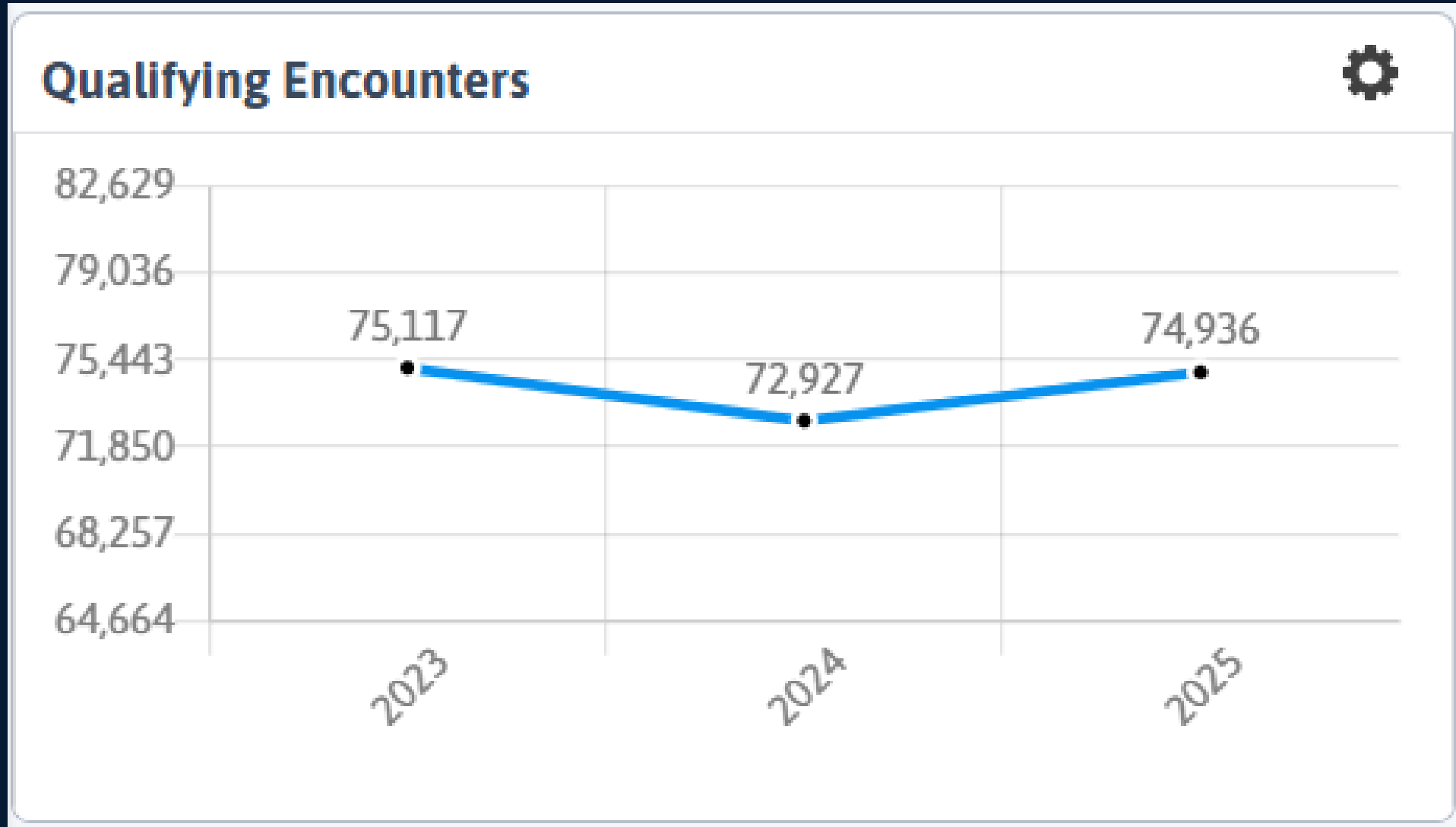
Patient  
Advocacy



# Who We Serve



# Visits Across Sites



# Identifying Screening Disparities



# Colorectal Cancer Screening Projects

15



Lots of initiatives to improve UDS measure:

- Cologuard Rep
- Local gastroenterologist
- Some free FIT FOBT tests

Had a goal of 45% for screenings:

- **2018:** 39.9%
- **2020:** 50.2%
- **2022:** 49.4%

We felt good going into 2023!



# Q1 2023 Data Due to Committee





**Rocking Horse UDS Measures** REPORT ⓘ FILTER ⋮ 📌





**PERIOD** Q1 2023 **RENDERING PROVIDERS** All Rendering Provid... **OB CARE** Y ⊗ + Add Filter ▼ ↻ Update





**GROUPING** No Grouping **TARGETS** ■ Primary ■ Secondary ■ Not Met **REPORT FORMAT** Scorecard



# Grouping

 **Rocking Horse UDS Measures**   
REPORT

PERIOD: Q1 2023       RENDERING PROVIDERS: All Rendering Provid...       OB CARE: Y  

**GROUPING** Race       **TARGETS**  Primary  Secondary  Not Met

Grouping stratifies data by the selected category for easy comparison (e.g., providers, locations, race, language).



↓ American Indian/Alaska Native ^

MEASURE	RESULT	TARGET	NUMERATOR	DENOMINATOR	EXCLUSIONS	GAP	TO TARGET
<i>i</i> Early Entry Into Prenatal Care (UDS)	0.0%	70.0%	0	1	0	1	1
<i>i</i> Childhood Immunization Status (CMS 117v13)	50.0%	35.0%	1	2	0	1	0
<i>i</i> Cervical Cancer Screening (CMS 124v13)	28.6%	50.0%	2	7	0	5	2
<i>i</i> Breast Cancer Screening Ages 50-74 (CMS 125v13)	33.3%	60.0%	1	3	0	2	1
<i>i</i> Colorectal Cancer Screening (CMS 130v13)	57.1%	51.0%	4	7	0	3	0

↓ Asian Indian ^

↓ Black/African American ^

↓ Chinese ^

Example: If we group by "Race," we will get an individualized scorecard for each race.

# Report Format | Cross Tab



Rocking Horse UDS Measures REPORT

PERIOD: Q1 2023 | RENDERING PROVIDERS: All Rendering Provid... | OB CARE: Y

+ Add Filter | Update

GROUPING: Race | TARGETS: Primary, Secondary, Not Met | REPORT FORMAT: CrossTab

RACE	EARLY ENTRY INTO PRENATAL CARE	CHILDHOOD IMMZ STATUS (CMS 117V13)	CERVICAL CANCER SCREENING (CMS 124V13)	BREAST CANCER SCREENING (CMS 125V13)	COLON RECTAL CANCER SCREENING (CMS 126V13)	CHILD WEIGHT ASSESSMENT (CMS 155V13)	BMI SCREEN & FOLLOW-UP 18+ (CMS 69V13)	TOBACCO USE: SCREENING & CESSATION (CMS 138V13)
American Indian/Alaska Native	0.0%					83.3%	50.0%	71.4%
Asian Indian	0.0%					0.0%	0.0%	0.0%
Black/African American	77.1%	49.2%	65.5%	61.8%	45.2%	74.3%	44.5%	81.8%
Chinese	0.0%	0.0%	100.0%	0.0%	100.0%	100.0%	100.0%	100.0%

Crosstab shows the measure results for each specific grouping e.g., "Race."

And a few clicks later...  
Our pretty scorecard with lots  
of **green** quickly became lots of **red**...



# No Measure Could Escape... Red Shading!

GROUPING Race

TARGETS Primary Secondary Not Met

RACE	EARLY ENTRY INTO PRENATAL CARE	CHILDHOOD IMMZ STATUS (CMS 117V13)	CERVICAL CANCER SCREENING (CMS 124V13)	BREAST CANCER SCREENING (CMS 125V13)	COLORECTAL CANCER SCREENING (CMS 130V13)	CHILD WEIGHT ASSESSMENT (CMS 155V13)	BMI SCREEN & FOLLOW-UP 18+ (CMS 69V13)	TOBACCO USE: SCREENING & CESSATION (CMS 138V13)
American Indian/Alaska Native	100.0%	0.0%	20.0%	100.0%	45.5%	55.6%	52.4%	76.0%
Asian Indian	100.0%	0.0%	0.0%	0.0%	50.0%	0.0%	57.1%	71.4%
Black/African American	53.2%	13.9%	48.3%	64.0%	45.5%	65.6%	55.2%	75.9%
Chinese	0.0%	0.0%	100.0%	0.0%	0.0%	100.0%	0.0%	66.7%
Filipino	0.0%	0.0%	66.7%	100.0%	40.0%	100.0%	60.0%	88.9%
Guamanian or Chamorro	0.0%	0.0%	0.0%	0.0%	0.0%	100.0%	0.0%	0.0%
Korean	0.0%	0.0%	0.0%	50.0%	50.0%	0.0%	100.0%	100.0%
More than One Race	63.6%	21.0%	37.0%	45.5%	36.4%	62.4%	56.6%	73.6%
Native Hawaiian	0.0%	100.0%	0.0%	0.0%	0.0%	100.0%	0.0%	100.0%
Other Asian	0.0%	0.0%	20.0%	66.7%	50.0%	85.7%	66.7%	85.7%
Other Pacific Islander	0.0%	0.0%	40.0%	100.0%	33.3%	33.3%	75.0%	91.7%
Samoaan	0.0%	0.0%	0.0%	0.0%	0.0%	0.0%	0.0%	100.0%
Unreported/Choose Not to Disclose Race	52.0%	29.2%	48.2%	50.0%	26.5%	67.1%	43.6%	70.0%





# Root Causes & Barriers



# Traditional Way of Categorizing Did Not Work

15



“Race and ethnicity” was not specific enough.

- Staff mostly transcribed what a patient selected for “Race and ethnicity.”



No consistent race for Haitian Creole speaking population.

- UDS rules made it complicated.

- If Race = White and Ethnicity was skipped, result was “Non-Hispanic” BUT, you would see language is Spanish....



Language was more consistent due to needing to schedule translation services.



Rocking Horse UDS Measures

REPORT

PERIOD: 2023  
 RENDERING PROVIDERS: All Rendering Provid...  
 OB CARE: Y  
 ETHNICITIES: 3 selected

GROUPING: Language

Search

Clear Filters

- Not Hispanic, Latino/a, or Spanish Origin
- Unmapped
- Unreported/Choose Not to Disclose Ethnicity
- Another Hispanic, Latino/a, or Spanish Origin
- Cuban
- Hispanic, Latino/a, or Spanish Origin Combined

Primary Secondary Not

LANGUAGE	EARLY ENTRY INTO PRENATAL CARE	CHILDHOOD IMMZ STATUS (CMS 117V13)	CERVICAL CANCER SCREENING (CMS 124V13)	BMI SCREEN & FOLLOW-UP 18+ (CMS 69V13)	TOBACCO USE: SCREENING & CESSATION (CMS 138V13)
Portuguese	100.0%	0.0%	0.0%	50.0%	100.0%
Russian	0.0%	0.0%	100.0%	75.0%	100.0%
Spanish	25.0%	100.0%	50.0%	33.3%	76.5%



# An Opportunity for Data Cleanup



Rocking Horse UDS Measures REPORT FILTER + Add Filter Update

PERIOD: 2023 | RENDERING PROVIDERS: All Rendering Provid... | OB CARE: Y | LANGUAGES: 3 selected

LANGUAGE	EARLY ENTRY INTO PRENATAL CARE	CHILDHOOD IMMZ STATUS (CMS 117V13)	CERVICAL CANCER SCREENING (CMS 124V13)	BREAST CANCER SCREENING (CMS 125V13)	COLORECTAL CANCER SCREENING (CMS 130V13)	CHILD WEIGHT ASSESSMENT (CMS 155V13)	BMI SCREEN & FOLLOW-UP 18+ (CMS 69V13)	TOBACCO USE: SCREENING & CESSATION (CMS 138V13)	STATIN THERAPY CVD (CMS 347V8)	IVD ASPIRIN USE	HIV LINKAGE TO CARE	HIV SCREENING (CMS 349V7)	D
Portuguese	100.0%	0.0%	0.0%	0.0%	0.0%	0.0%	66.7%	100.0%	0.0%	0.0%	0.0%	50.0%	5
Spanish	51.5%	58.0%	69.2%	55.6%	13.0%	76.2%	42.3%	73.0%	66.7%	0.0%	0.0%	57.1%	5
Spanish; Castilian	0.0%	0.0%	100.0%	0.0%	0.0%	66.7%	50.0%	100.0%	0.0%	0.0%	0.0%	30.0%	7



Filtered to Haitian Creole language and grouped by Race.

PERIOD: 2023  
 RENDERING PROVIDERS: All Rendering Provid...  
 OB CARE: Y  
**LANGUAGES: Creole, Haitian**

**GROUPING: Race**

TARGETS Primary Secondary Not Met

REPORT FORMAT: CrossTab

RACE	EARLY ENTRY INTO PRENATAL CARE	CHILDHOOD IMMZ STATUS (CMS 117V13)	CERVICAL CANCER SCREENING (CMS 124V13)	BREAST CANCER SCREENING (CMS 125V13)	COLORECTAL CANCER SCREENING (CMS 130V13)	CHILD WEIGHT ASSESSMENT (CMS 155V13)	BMI SCREEN & FOLLOW-UP 18+ (CMS 69V13)	TOBACCO USE: SCREENING & CESSATION (CMS 138V13)	STATIN THERAPY CVD (CMS 347V8)	IVD ASPIRIN USE	HIV LINKAGE TO CARE	HIV SCREENING (CMS 349V7)	DEPR SCR N & FOLLOW-UP (CMS 2V14)	DEPR AT MO (CM 159)
American Indian/Alaska Native	100.0%	0.0%	100.0%	0.0%	0.0%	0.0%	0.0%	100.0%	0.0%	0.0%	0.0%	33.3%	33.3%	0.0%
Asian Indian	0.0%	0.0%	0.0%	0.0%	0.0%	0.0%	0.0%	0.0%	0.0%	0.0%	0.0%	0.0%	0.0%	0.0%
Black/African American	50.8%	14.3%	59.1%	43.2%	14.4%	72.4%	44.9%	70.2%	55.0%	0.0%	33.3%	65.6%	44.7%	0.0%
More than One Race	100.0%	0.0%	27.3%	0.0%	0.0%	75.0%	42.9%	85.0%	75.0%	0.0%	0.0%	40.0%	21.4%	0.0%
Native Hawaiian	0.0%	100.0%	0.0%	0.0%	0.0%	0.0%	0.0%	0.0%	0.0%	0.0%	0.0%	0.0%	0.0%	0.0%
Other Pacific Islander	0.0%	0.0%	0.0%	0.0%	0.0%	0.0%	100.0%	100.0%	0.0%	0.0%	0.0%	100.0%	50.0%	0.0%
Unreported/Choose Not to Disclose Race	60.0%	22.2%	47.1%	33.3%	18.2%	75.0%	59.5%	78.8%	50.0%	0.0%	0.0%	55.8%	47.2%	0.0%
White	0.0%	0.0%	0.0%	0.0%	0.0%	100.0%	0.0%	0.0%	0.0%	0.0%	0.0%	0.0%	0.0%	0.0%



# Shortcut | Saved & Shared Filters

A screenshot of a filter menu interface. At the top, there is a 'FILTER' header with a list icon on the left and a pin icon on the right. A black tooltip box with white text says 'Save your current filters for future re-use.' Below the header, there are three buttons: '+ Add Filter', a yellow button with a black funnel icon (highlighted with a purple border), and a blue 'Update' button with a refresh icon.

A screenshot of a 'LANGUAGES' filter section. It features a dropdown menu with the text '137 selected' and a red 'X' icon to its right, indicating a clear or reset function.

A screenshot of a 'Saved Filters' panel. At the top, it has 'Saved Filters' and '+ Add New' tabs. Below, there is a section for 'MY FILTERS' which currently shows 'No Saved Filters'. A section for 'SHARED FILTERS' lists three filters: 'Spanish Speaking', 'Other Languages', and 'Haitian Creole Population', each with a three-dot menu icon to its right.



# The Number Madness



Measure	Target	Black, Non-Hispanic, English Speaking	Latino/Creole speaking All races, All ethnicities	White, Non-Hispanic	Spanish Speaking, All Races, All ethnicity	Everyone
Early Entry Into Prenatal Care (UDS)	70%	82.6%	48.0%	56.4%	48.4%	53.2%
Childhood Immunization Status (CMS 117v11)	35%	4.8%	8.0%	21.6%	51.9%	22.4%
Cervical Cancer Screening (CMS 124v11)	45%	38.7%	67.1%	32.5%	69.8%	39.7%
Breast Cancer Screening Ages 50-74 (CMS 125v11)	50%	62.0%	31.3%	50.5%	60.0%	52.5%
Child Weight Assessment / Counseling for Nutrition / Physical Activity (CMS 155v11)	70%	72.2%	72.5%	67.8%	74.7%	70.2%
BMI Screening and Follow-Up 18+ Years (CMS 69v11)	70%	73.0%	56.0%	73.5%	48.0%	71.6%
Tobacco Use: Screening and Cessation (CMS 138v11)	85%	84.8%	66.0%	87.4%	80.6%	85.3%
Statin Therapy for the Prevention and Treatment of Cardiovascular Disease (CMS347v6)	75%	68.8%	62.5%	58.3%	35.0%	59.0%
IVD Aspirin Use (CMS 164v7)	80%	84.0%	no cases	75.0%	no cases	78.5%
Colorectal Cancer Screening (CMS 130v11)	45%	53.7%	0.0%	49.2%	13.6%	46.9%
HIV Linkage to Care	83%	no cases	no cases	no cases	no cases	no cases
HIV Screening (CMS 349v4)	25%	33.2%	56.3%	26.4%	57.6%	31.8%
Screening for Depression and Follow-Up Plan (CMS 2v12)	65%	76.2%	56.8%	78.2%	70.9%	75.1%
Depression Remission at Twelve Months (CMS 159v11)	13%	6.7%	no cases	5.6%	no cases	5.1%
Low Birth Weight - UDS 7a	9%	25.0%	6.3%	7.7%	0.0%	8.2%
Hypertension Controlling High Blood Pressure (CMS165v11)	64%	60.4%	50.0%	68.2%	71.4%	64.7%
Diabetes A1c > 9 or Untested (CMS 122v11)	30%	25.8%	63.6%	28.3%	26.3%	29.0%



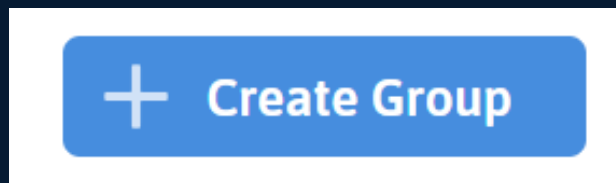
# Shortcut | Language Groups | 1

Navigate to Admin > Group Admin.

Select “Language” under Value Category drop-down.



Click:



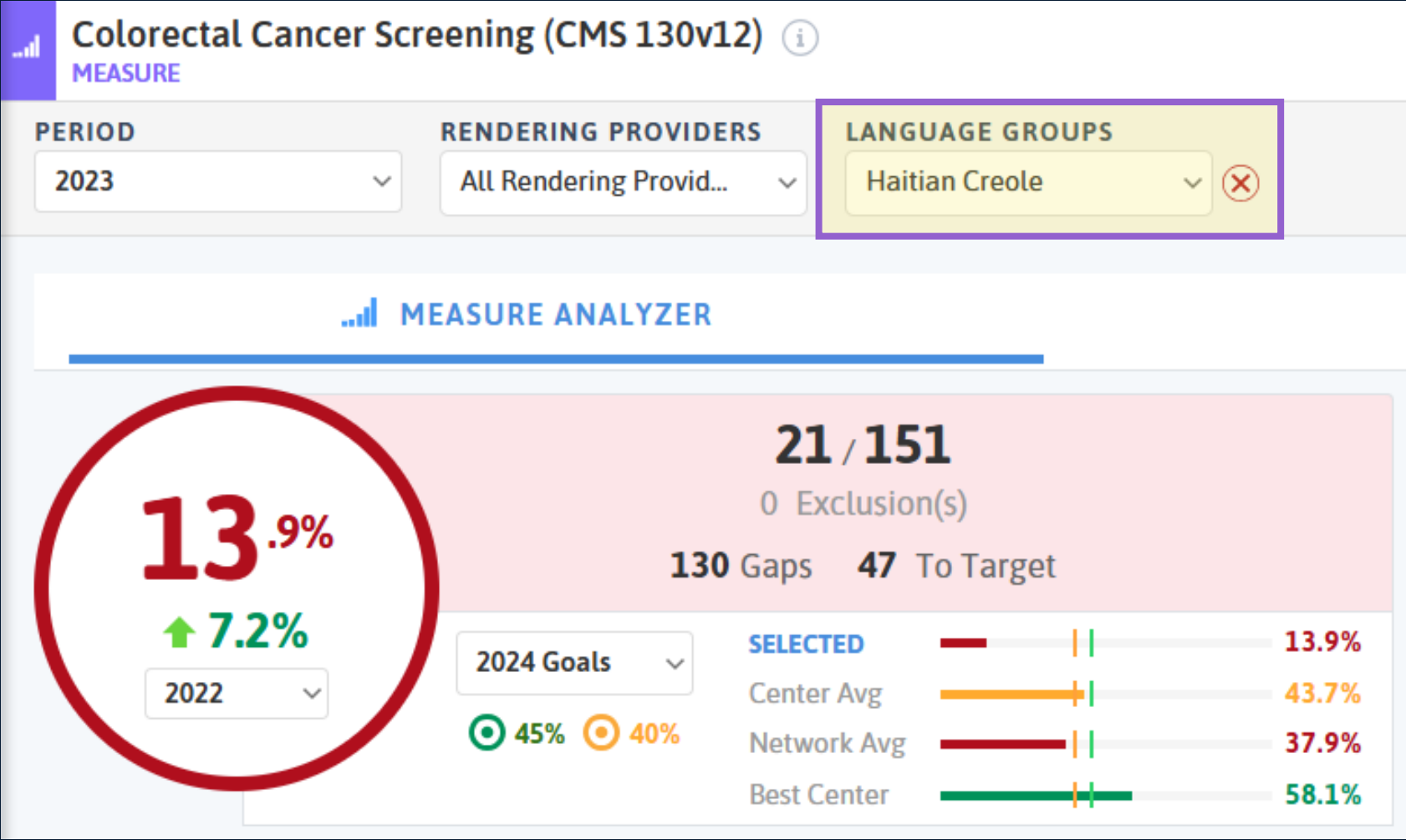
# Shortcut | Language Groups | 2

Move the values you'd like to select for the group from left to right:

The screenshot shows a configuration window for a language group. It has several sections: 'GROUP NAME' with a text field containing 'Haitian Creole'; 'VALUE CATEGORY' with a dropdown menu set to 'Language'; 'PERIOD TYPE' with a dropdown menu set to 'All Time'; and 'AVAILABLE VALUES' with a search bar and a list of languages. The list includes English, Spanish, NULL, Declined to specify, Declined To Answer, Akateko, and Chinese. To the right of the list are two arrow buttons for moving items. A separate box on the right contains the selected values: 'French Creole' and 'Haitian; Haitian Creole'. At the bottom are 'Cancel' and 'Confirm' buttons.

Section	Value
GROUP NAME	Haitian Creole
VALUE CATEGORY	Language
PERIOD TYPE	All Time
AVAILABLE VALUES (List)	English, Spanish, NULL, Declined to specify, Declined To Answer, Akateko, Chinese
AVAILABLE VALUES (Selected)	French Creole, Haitian; Haitian Creole

# Colorectal Cancer Screening | Filtered by Haitian Creole Language Group



# You Can't Fix Everything All At Once!

15

Picked a few different measures to look at regularly to see trends.

Colorectal was an obvious yes for us... so, we started brainstorming the why.

**Why was the overall  
population at 46.9%  
compliance but  
Haitian Creole was  
at 0%?**



# Answering the Why



Lower denominator:

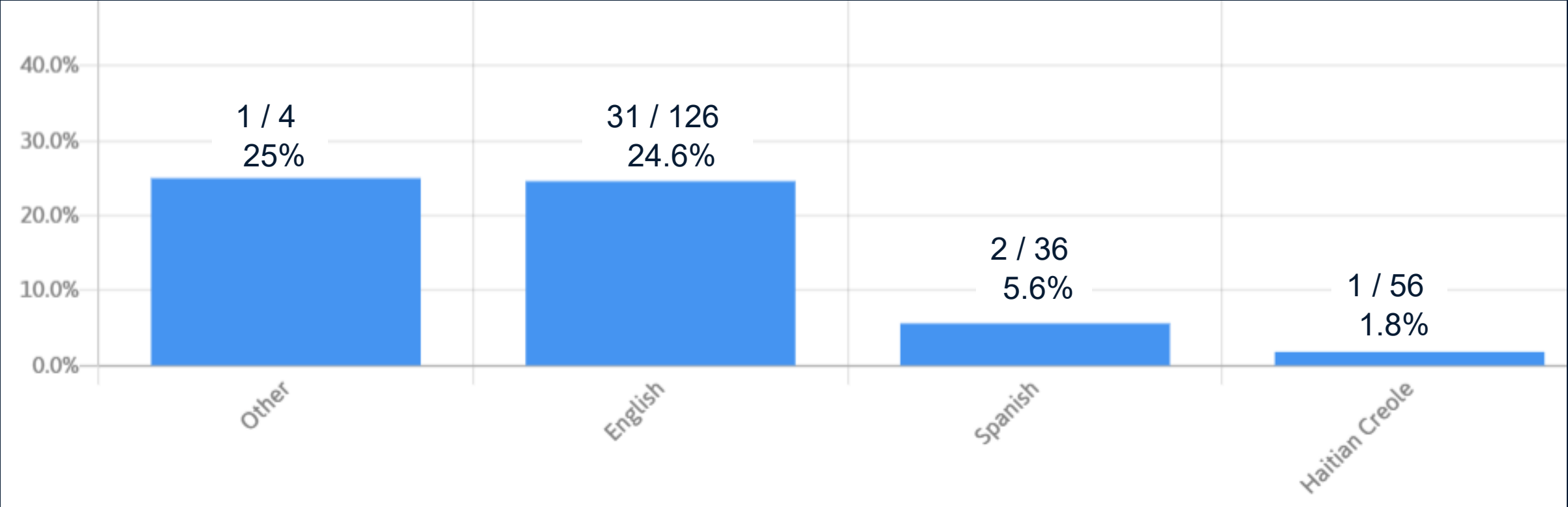
- 48 Haitian Creole speaking patients.
- 1,631 Total Patients.



Cologuard did not have instructions in Haitian Creole.



# Uninsured Patients



# Cost | Insured vs. Uninsured

## Insured:

Medicare, Medicaid, and most major insurers cover Cologuard. Most insured patients who are 45+ and at average risk pay \$0.00.

## Uninsured:

The out-of-pocket cost for a Cologuard test without insurance typically ranges from \$399 to \$900.



# Stable Housing

**Colorectal Cancer Screening (CMS 130v13)**  
MEASURE

PERIOD: 2023  
RENDERING PROVIDERS: All Rendering Provid...  
SDOH: HOUSING

**MEASURE ANALYZER** | **DETAIL LIST** | **VALUE SETS**

**45.4%**  
122 / 269  
10 Exclusion(s)  
147 Gaps 0 To Target

Comparison: Language Groups

LANGUAGE GROUPS	RESULT	NUM	DENOM
Unknown	100%	1	1
English	47.8%	117	245
Spanish	25%	1	4
Haitian Creole	15.8%	3	19

Cologuard is ordered and then mailed directly to the patient. This is a problem if you don't have stable housing.





# Interventions & Results








Jan-Mar Q1 2023	Apr-Jun Q2 2023	July-Sept Q3 2023	Oct-Dec Q4 2023
0 / 48 0%	5 / 63 7.9%	9 / 74 12.2%	17 / 96 17.7%

November 2023: Applied to Cologuard program for up to 50 free kits to give to uninsured.



# Alert | Colorectal Cancer Screening 45+ | 1



  **Alert Administration** 

CATEGORY	NAME	PVP NAME	DESCRIPTION	OWNER
Cancer Screening	Colorectal Cancer Screening 45+	Colon CA 45+	Alert will trigger if patient has not had a colonoscopy in past 10 years, flexible sigmoidoscopy or colonography in past 5 years, Stool DNA (sDNA) with FIT-DNA test in last 3 years or FOBT in past year, or is due in the next 3 months, for patients $\geq 45$ yrs old and $\leq 75$ years old. Exclude s patients who have had colorectal cancer, total colectomy, hospice care or palliative care services, or have age related exclusions. This alert is not configurable	Medical



# Alert | Colorectal Cancer Screening 45+ | 2



### Edit

GENERAL | DATE CRITERIA | RESULT CRITERIA | POPULATION DEFINITION

**CATEGORY**  
Cancer Screening

**STATUS**  Enabled  Disabled

**ALERT NAME**  
  
Alert Name must be unique and cannot be changed.

**ALERT TYPE**  
Logic not editable

**PVP DISPLAY NAME**  
  
This is what will appear on the visit planning report.

**OWNER**  
  
Max 10 chars. This will appear on the PVP and CMP

**INCLUDE IN POC ALERT CLOSURE MEASURE**  Yes  No



# PVP | Colorectal Cancer Screening 45+



Patient Visit Planning (PVP) ⓘ PVPVIEW

DATE RANGE: 03/04/2026-03/04/2026 📅 RENDERING PROVIDERS: All Rendering Provid... MRN LIST: ALERT: Colorectal Cancer Sc... ⓧ RENDERING LOCATIONS: RHC - S Limestone M... ⓧ

+ Add Filter 🔍 ↻ Update

A B C D E F G H I J K L M N O P Q R S T U V W X Y Z

Total Providers: (10)  
LAYOUTS Copy of Default PVP ⌵

⌵ Barrero Ortiz, Andres

4 Scheduled Appointments ⌵

8:20 AM Wednesday, March 4, 2026 Visit Reason: FS\*Chronic Condition Mgmt 3-4m ccm jl

MRN: [REDACTED] DOB: [REDACTED]	Sex at Birth: M	Phone: [REDACTED] Lang: English Risk: High (18)	Portal Access: N	PCP: Barrero Ortiz, Andres Payer: UHC Dual Complete CM: Unassigned
------------------------------------	-----------------	---	------------------	--

DIAGNOSES (1)	ALERT	MESSAGE	DATE	RESULT	OWNER
Anxiety	Colon CA 45+	Missing			Medical
RISK FACTORS (2)	Adult Pneumo	Due		Due: PCV20, PCV21 or PCV15   Date: 3/11/2015   Most Recent: n/a (50+ 1-dose PCV )	Medical
ASCVD Intermediate (14.5 BMI 7)	Flu - Seasonal	Due Seasonal	10/11/2023	Due Date: 2025-10-01	Medical
SDOH (2) FPL<200% HOUSING	RSV	Due	3/11/2025	Due Date: 2025-03-11	Medical





Pilot Donation Program- Cologuard®  
Application  
Reference Number: CGQ2-23

**Organization Name:**

Rocking Horse Community Health Center

**Organization Type:**

Federally Qualified Health Center (FQHC) ▾

**If Other:**

**Number of Kits Requested:**  25  50

**Kit Delivery Option:**  Standard (direct mail to patient)  On-Site Distribution

**Community Need:**

*Provide any relevant details about the community/individuals this program will benefit.*

We have 3 distinct vulnerable populations that we would target with this program. First would be those patients who are uninsured as they often cannot afford this screening. The second group would be our homeless and transient population as they often are not sure where they will be for any given length of time and cannot always give an address to receive the kits through the mail. The third population we would want to focus on would be our Non-English speaking populations, primarily Spanish and Haitian Creole, who often already fall under the above mentioned uninsured population, but many of whom cannot read even if we provide the instructions in their spoken language. We have on-site translators who would be able to talk them through using the kits and answer questions verbally rather than relying on written instructions.

Continued to improve in 2024 from 2023.

November 2024: Started free Cologuard kit distribution.  
– 5 free kits a month to distribute to uninsured patients.

Jan-Mar Q1 2024	Apr-Jun Q2 2024	July-Sept Q3 2024	Oct-Dec Q4 2024
29 / 104 27.9%	33 / 108 30.5%	36 / 121 29.8%	34 / 124 27.4%



Set up and tested Diagnostic Hub Interface in NextGen.

- Eliminating middleman to order all Cologuard.

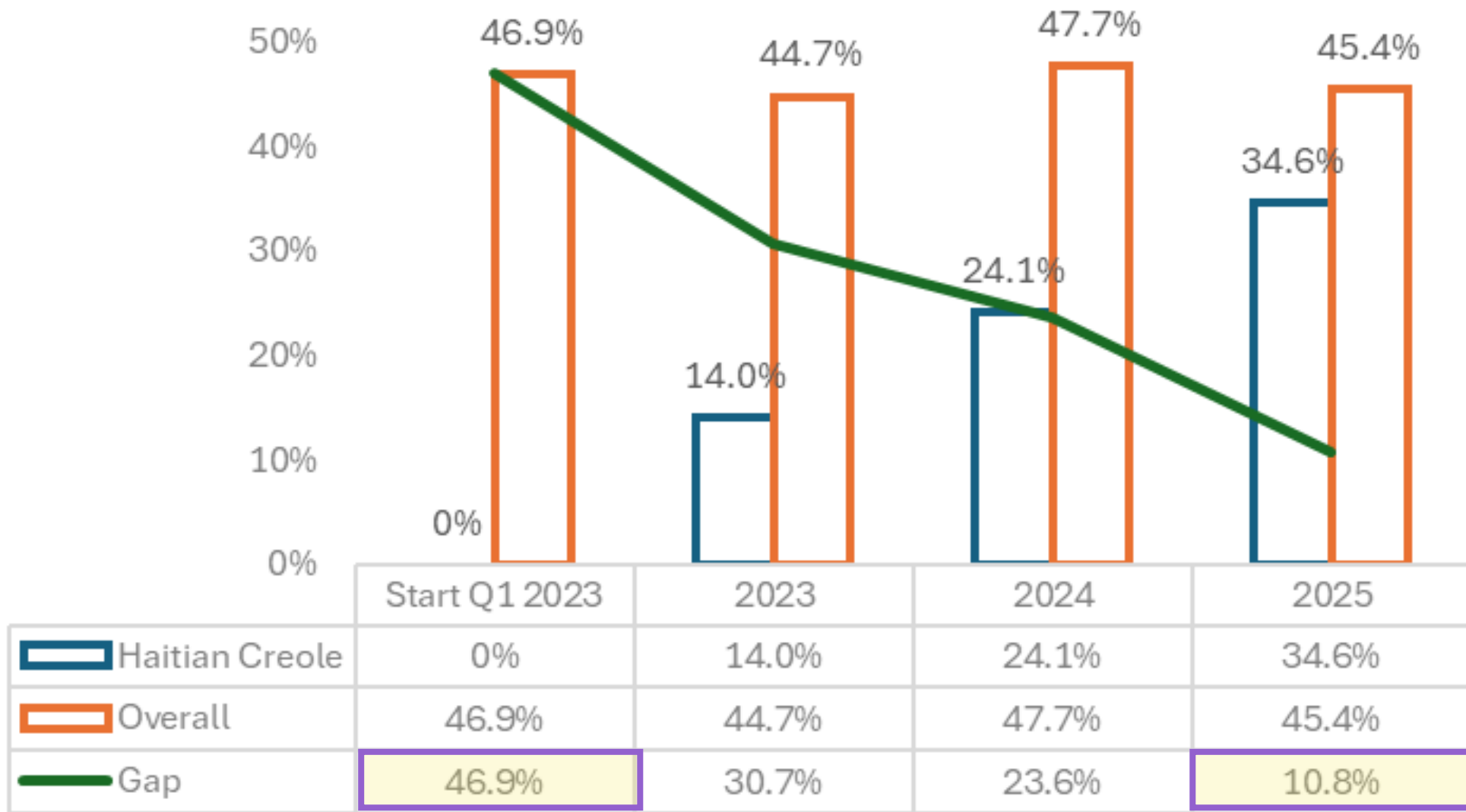
Wrapped up free kits for Cologuard, but this was only allowed once.

- 30 kits were successfully resulted, only 2 were positive, and both were referred.

Explored their patient assistance program & how we could assist patients.

Jan-Mar Q1 2025	Apr-Jun Q2 2025	July-Sept Q3 2025	Oct-Dec Q4 2025
41 / 124 33.1%	54 / 137 39.4%	46 / 131 35.1%	44 / 114 38.6%

# Year Over Year Comparison



# Things That Made It All Possible

15

## Identifying Staff

- MA who did outreach
- Translation services
- Outreach and enrollment

## Patients On Site

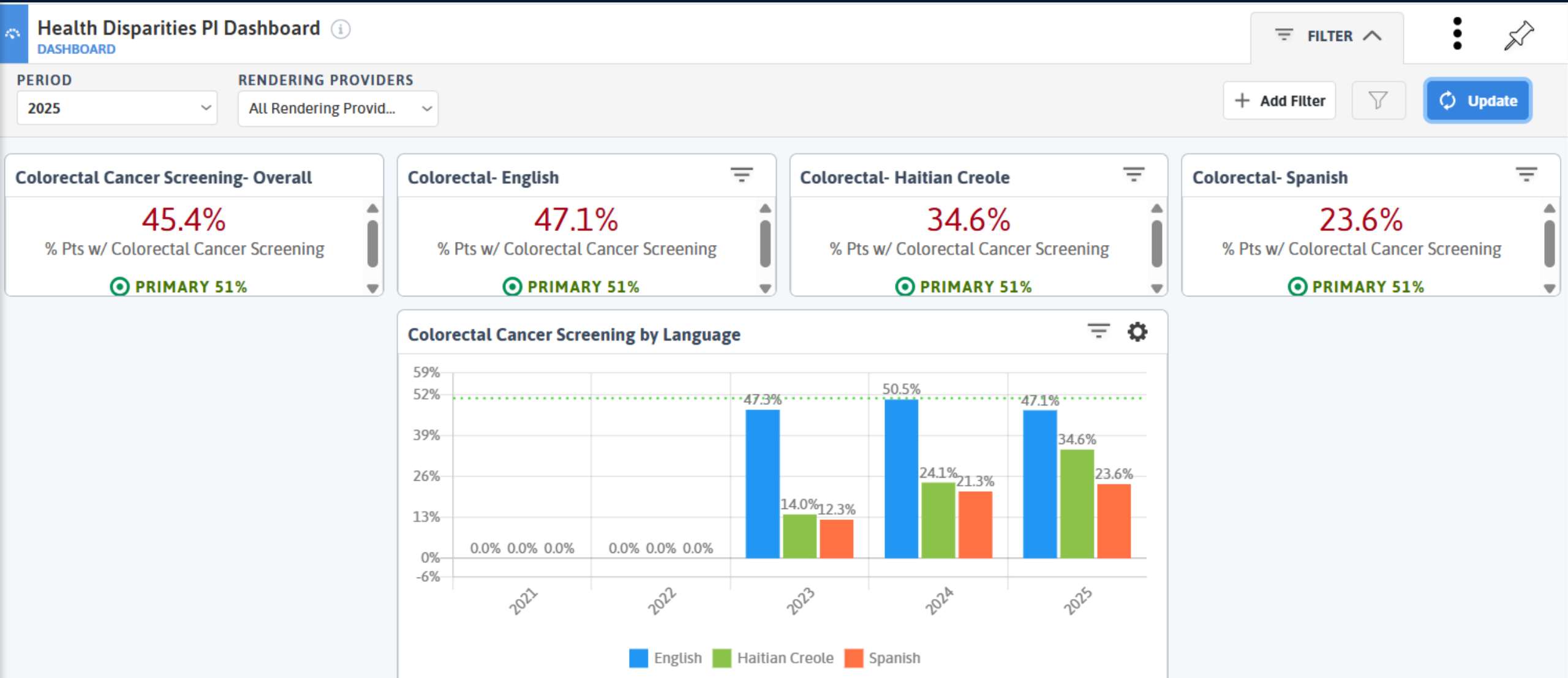
- Translated custom sheets
- Video screens in rooms
- Offering clinic restrooms

## Azara Tools

- Save and Shared Filters
- Language Groups
- Azara Alerts and PVP
- Custom Dashboard



# Health Disparities PI Dashboard | Custom



# Similar Approach For Other Measures

15

## Diabetes A1c by language: Haitian Creole disparity

- Custom My Plate handout with culturally specific foods.

## Breast Cancer Screening by zip code: Enon disparity













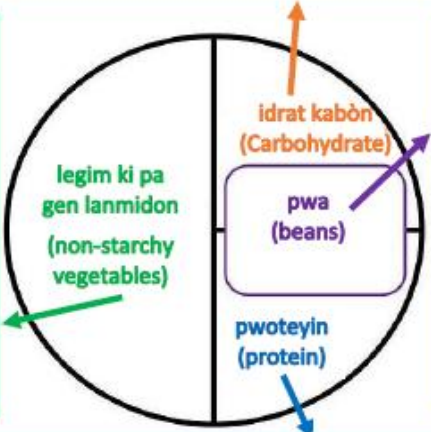













- Showed data to mobile mammogram unit, and they agreed to meet us there with our mobile unit.
- Saw several were Spanish speaking, so we sent an MA who spoke both Spanish and English to assist.
- Offered paps and checkups on mobile unit.

## HIV Screening by sex at birth: Male disparity

- Educated providers to call attention that we were screening during pap spears for women, but nothing similar for men.



# Diabetes | Language Disparity

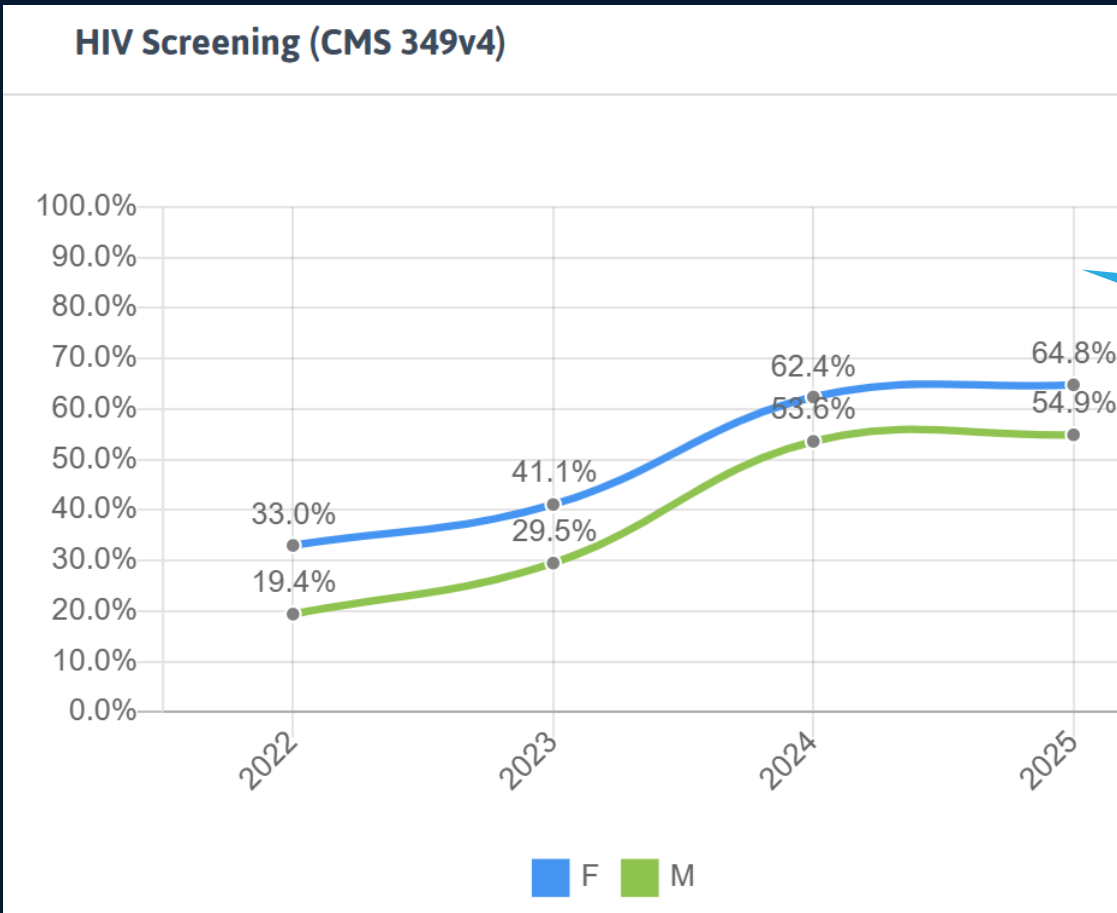
<p>Spageti (pasta)</p> 	<p>diri (rice)</p>  <p>Jasmine Rice</p>	<p>Mayi moulén (milled corn)</p> 	<p>manyok (cassava)</p> 	<p>tomtom (Fufu)</p> 		
<p>Fwi (fruit)</p> 	<p>lam (breadfruit)</p> 	<p>patat (sweet potato)</p> 	<p>pòmdetè (potato)</p> 	<p>bannann (plantain)</p> 		
<p>Kalalou (Okra)</p> 	<p>berejèn (eggplant)</p> 			<p>pwa wouj (red beans)</p> 	<p>pwa tyous (lima beans)</p> 	
<p>piman dous oswa piman pike (sweet peppers or hot peppers)</p> 	<p>zaboka (avocado)</p> 			<p>Pwa nwa (black beans)</p> 	<p>pwa pinto (pinto beans)</p> 	
<p>Ze (eggs)</p> 	<p>Tritri (dried baby shrimp)</p> 	<p>vyann kabrit (goat meat)</p> 	<p>moir (cod fish)</p> 	<p>poul (chicken)</p> 	<p>bèf (beef)</p> 	<p>kochon (pork)</p> 



# Breast Cancer | Zip Code Disparity



# HIV | Sex at Birth Disparity



HIV Screening rates much higher for females than men.  
2023 gap was 13.6%  
2025 gap was 9.9%  
Improving!

CATEGORY	NAME ▾	PVP NAME	ENAB...	CONFIG...	DESCRIPTION
Lab	HIV Screen	HIV Screen	Y	Y	Alert will trigger if HIV Screen has not occurred in the last 100 years. Alert only applies to patients >= 13 yrs old and <= 64 yrs old. Patient must not have HIV First Dx.



Next Steps



# Where Next?

We plan to continue using these group by options on reports to find disparities.

We have picked 3 focus measures for disparity work in 2026:

- **Colorectal Cancer Screening**
  - Applied for American Cancer Society’s Crucial Catch Grant.
- **Cervical Cancer Screening**
- **Uncontrolled Diabetes**



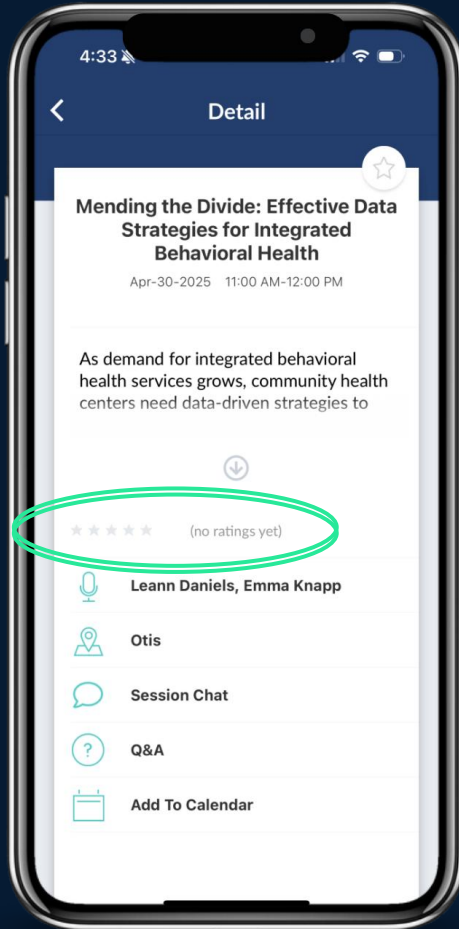


# Questions?



# We want to hear from you!

Click on the session from your agenda in the conference app.  
Click the stars in the center of your screen to rate and provide feedback.



Quick and Easy



Provide brief feedback or ideas



Rate the session and the speaker(s)



Help us continue to improve



# azara2026

USER CONFERENCE APRIL 13-15 | BOSTON, MA

# Thanks for attending!

